SAMPLE SURFACE MARKER (SEE 393-017, NOTE 13)

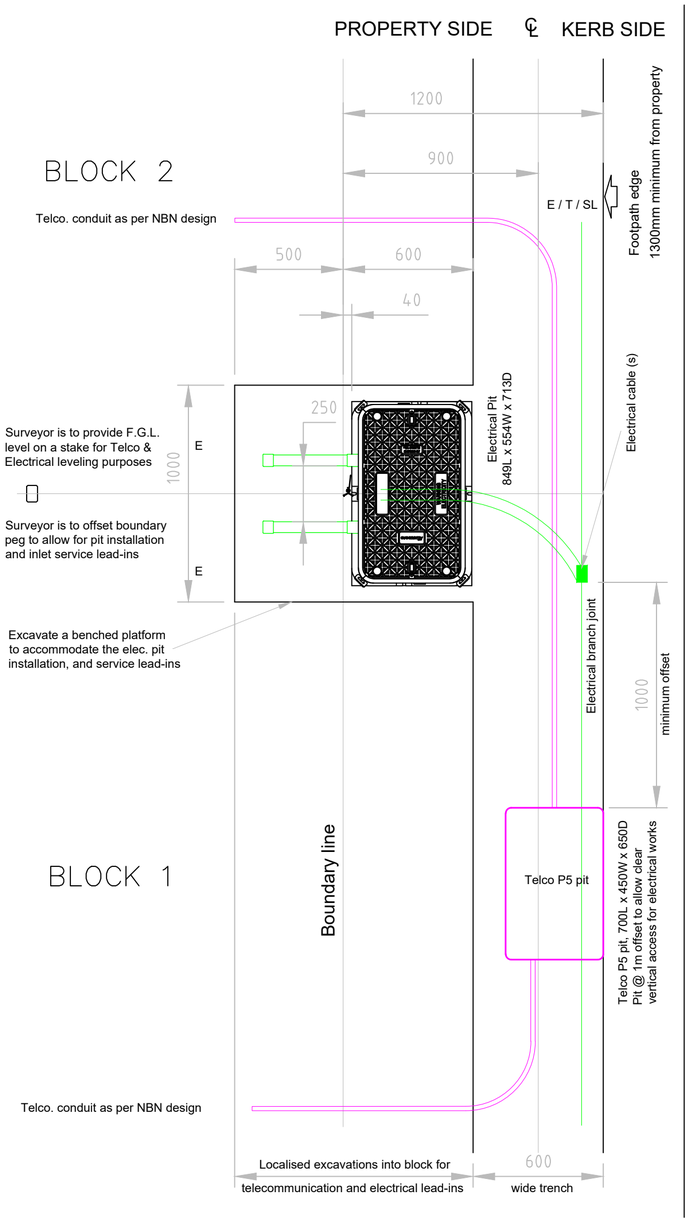

PLAN VIEW of ELECTRICAL PIT and TELCO. PIT

NOTES:

1. APPLY THIS DRAWING WHERE EVOENERGY'S ELECTRICAL TRENCH WILL BE SHARED WITH OTHER SERVICES EXCLUDING GAS.
2. THIS DRAWING MUST BE READ IN CONJUNCTION WITH EVOENERGY DRAWING 393-017.
3. THIS DRAWING IS NOT APPLICABLE FOR COMMERCIAL, INDUSTRIAL AND TOWN CENTRE DEVELOPMENTS.
4. TELCO LEAD-IN LOCATIONS ARE SHOWN AS INDICATIVE ONLY; REFER TELCO DESIGN FOR APPROXIMATE LOCATIONS, TELCO PITS ARE NOT TO BE INSTALLED OVER GAS.
5. CONTRACTOR IS TO CONFIRM THESE LOCATIONS ON-SITE AND ENSURE ALL MINIMUM CLEARANCES TO HYDRAULIC TIES AND OTHER SERVICES ARE MAINTAINED.
6. ROAD BUILDER IS TO ACCURATELY IDENTIFY UTILITY CROSSINGS BY INSTALLING PERMANENT SURFACE MARKERS ON THE ROAD KERB, WHERE APPLICABLE AS PER NOTE 13 OF EVOENERGY DRAWING 393-017.
7. FOR ROAD CROSSINGS, THE TRENCH MUST NOT BE SHARED WITH OTHER UTILITIES, AND CABLES MUST BE INSTALLED IN CONDUITS FOR ALL CROSSINGS, OBSERVING THE SAME DEPTH AND COVER AS A SHARED TRENCH.
8. ROAD CROSSING CONDUITS MUST EXTEND PAST THE ROAD KERB TO THE EDGE OF THE SHARED TRENCH.
9. SPARE CONDUIT REQUIREMENT FOR ALL ROAD CROSSINGS:
   - 9.1. 1-2 CABLES; 1 SPARE CONDUIT REQUIRED
   - 9.2. 2-4 CABLE; 2 SPARE CONDUITS REQUIRED
10. WHERE P6 PITS ARE TO BE INSTALLED, THE TRENCH WILL NEED TO BE 100mm DEEPER.
11. AT P8 LOCATIONS, THE TRENCH WILL NEED TO BE 200mm DEEPER, WHEREVER POSSIBLE, OFFSET LARGE PITS TO THE KERB AS SHOWN IN LARGE TRENCH DETAIL.
12. ALL MEASUREMENTS ARE IN mm UNLESS OTHERWISE NOTED.
13. ALL DEVELOPER SUPPLIED TRENCHING, BACKFILLING, AND COMPACTION OPERATIONS ARE TO BE IN ACCORDANCE WITH THE SHARED TRENCH AGREEMENT FOR THE ACT 2014 AND EVOENERGY'S P00793 CIVIL WORKS FIELD MANUAL VOLUME 2.
14. FOR ADDITIONAL INFORMATION AND OTHER RELEVANT DRAWINGS, REFER TO THE SUITE OF CABLE TRENCH DRAWINGS TABLE.

SUITE OF CABLE TRENCH DRAWINGS TABLE

DRAWING NO.	SHEET NO.	DESCRIPTION
393-011	1	SHARED TRENCH AND ELECTRICAL PIT DETAILS FOR URD WITH GAS
393-012	2	SHARED TRENCH AND ELECTRICAL PIT DETAILS FOR URD WITHOUT GAS
393-013	3	DEDICATED ELECTRICAL OPEN TRENCH DETAILS 3, 4 & 6 WAY CONDUIT CROSS SECTIONS
393-014	4	DEDICATED ELECTRICAL UNDER BORE DETAILS 2, 3, 4 & 6 WAY CONDUIT CROSS SECTIONS
393-015	5	DEDICATED ELECTRICAL OPEN TRNECH FOR DIRECT BURIED CABLES, CONDUITED SERVICE CABLES AND ROAD CROSSINGS
393-016	6	ELECTRICAL CONDUIT REQUIREMENTS IN BRIDGE STRUCTURES FOR CABLES <12KV
393-017	7	CABLE TRENCH DRAWING NOTES

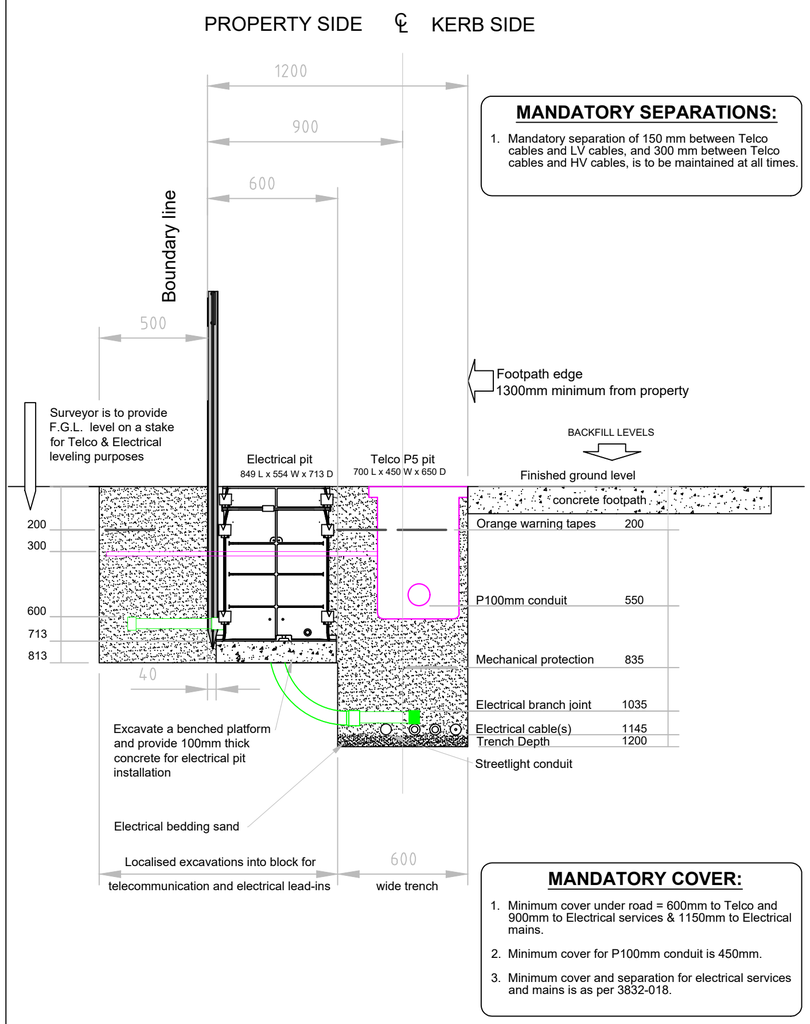

TYPICAL TRENCH DETAIL

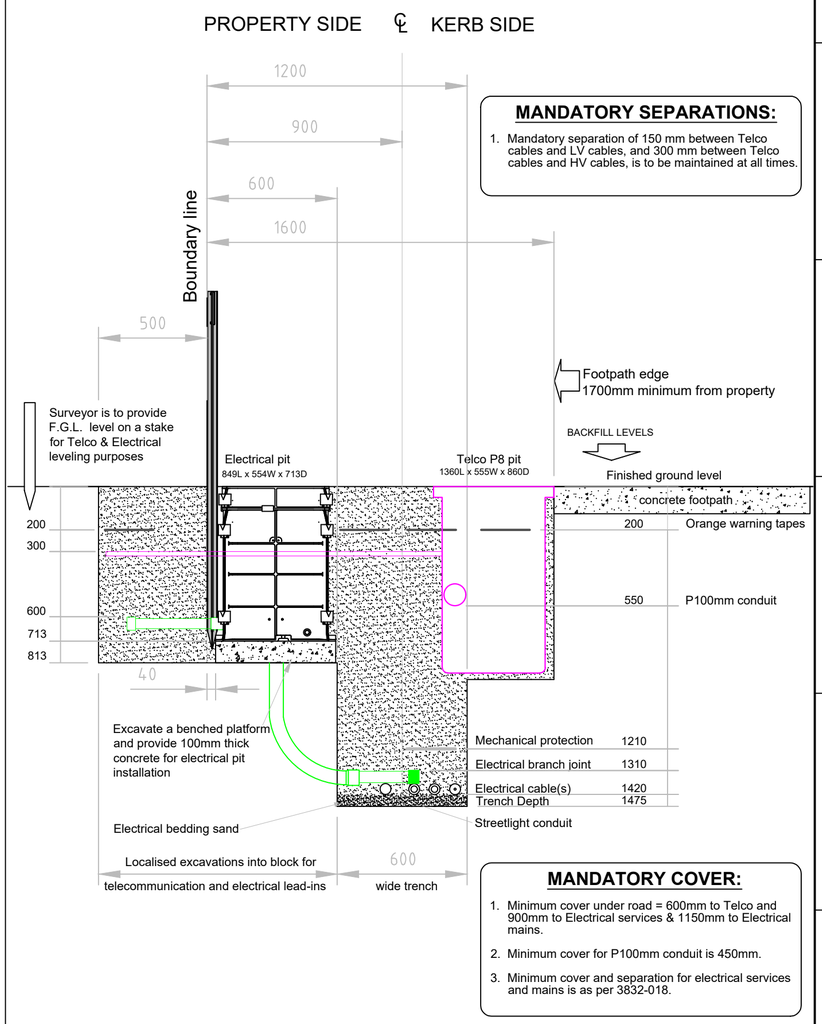

LARGE TRENCH DETAIL

No	Revision	Date	Checked	Approved
A	NOTE FOR SHARED TRENCH UPDATED - KV	7/02/2022	N. Azizi	W. Cleland
B	ELECTRICAL PIT UPDATED - KV	24/08/2022	N. Azizi	W. Cleland
C	VP'S SCALED & FITTED - DIMS ADJUSTED - TE	30/11/2023	N. Azizi	W. Cleland
D	NOTES UPDATED WITH TRENCH SUITE - NA	24/09/2024	J. Primmer	N. Azizi

evoenergy

The information contained within this drawing & associated electronic file shall remain the property of Evoenergy and shall not be copied or used for any other purpose without express written permission from Evoenergy. © Evoenergy. 2023.

ACT Cadastral information supplied by the ACT Environment & Sustainable Development Directorate. © ACT Gov. 2023.

Drawn: K. Vedanti
Designed: K. Vedanti
Checked: N. Azizi 3/09/2021
Approved: W. Cleland 3/09/2021
Project No:

UNDERGROUND SERVICES IN A SHARED TRENCH ELECTRICAL PIT REQUIREMENT UNDERGROUND RESIDENTIAL DISTRIBUTION WITHOUT GAS

Scale: 1:20
Date: 3/09/2021
Sheet No: 2 OF 7
Work Pack No:
File:
Status: Current
A2 393-012 Rev D

Date Plotted: 2/10/2024 Plot Style: Electrical.ctb